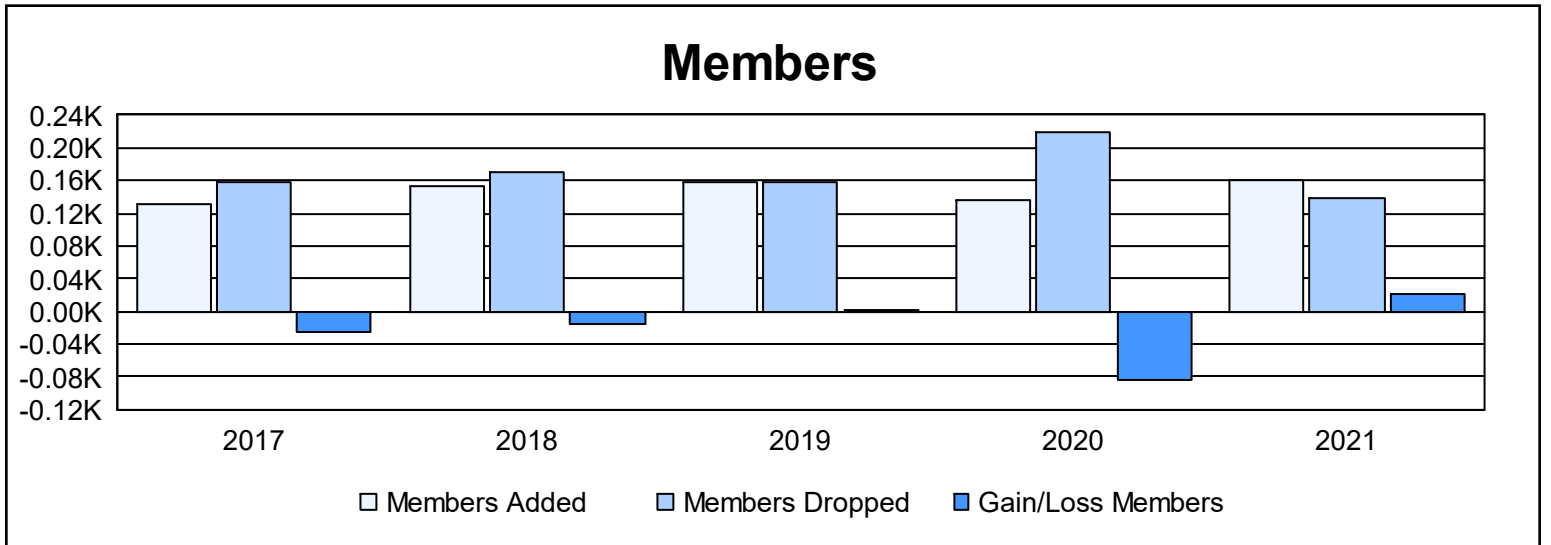
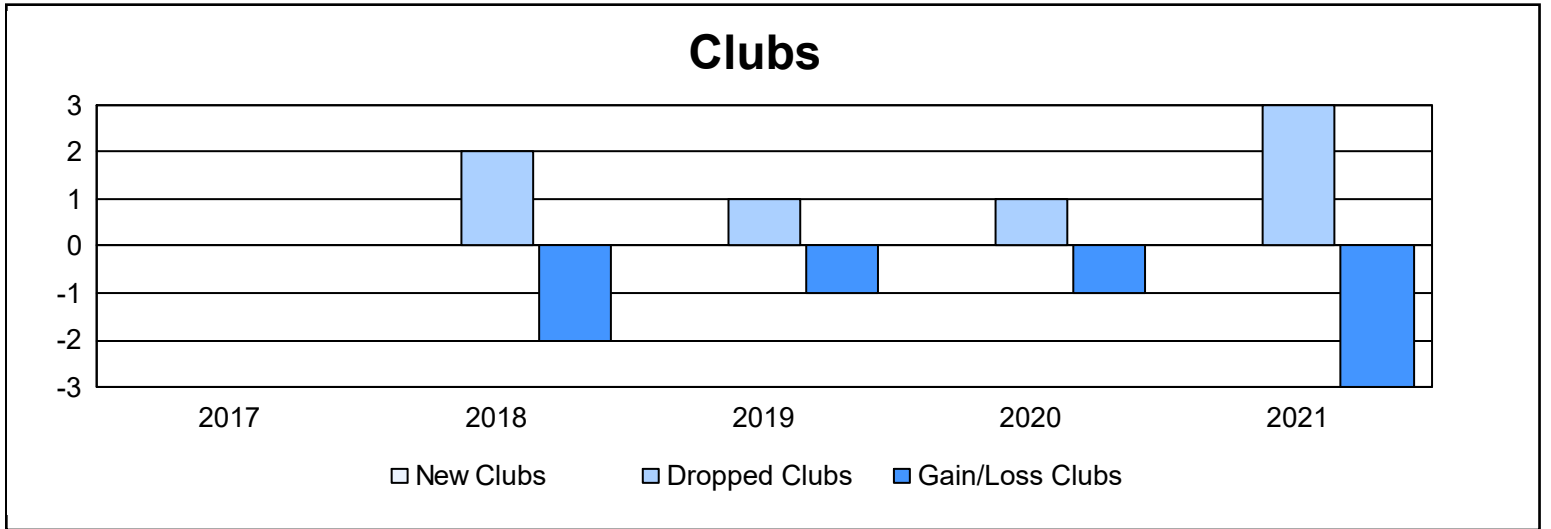
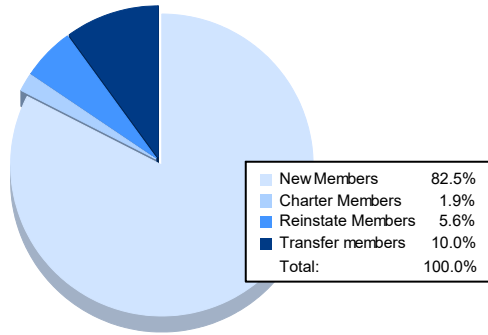


| Year | New Clubs | Dropped Clubs | Gain/ Loss Clubs | New Members | Charter Members | Reinstate Members | Transfer Members | Total Member Added | Total Members Dropped | Gain/ Loss Members |
|----------------|-----------|---------------|------------------|-------------|-----------------|-------------------|------------------|--------------------|-----------------------|--------------------|
| 2016-2017 | 0 | 0 | 0 | 112 | 1 | 4 | 14 | 131 | 157 | -26 |
| 2017-2018 | 0 | 2 | -2 | 133 | 2 | 3 | 16 | 154 | 170 | -16 |
| 2018-2019 | 0 | 1 | -1 | 133 | 1 | 4 | 21 | 159 | 157 | 2 |
| 2019-2020 | 0 | 1 | -1 | 99 | 4 | 5 | 29 | 137 | 220 | -83 |
| 2020-2021 | 0 | 3 | -3 | 132 | 3 | 9 | 16 | 160 | 139 | 21 |
| Average | 0 | 1 | -1 | 122 | 2 | 5 | 19 | 148 | 169 | -20 |



Membership Composition June 2021 Cumulative



Gender Composition June 2021 Cumulative

